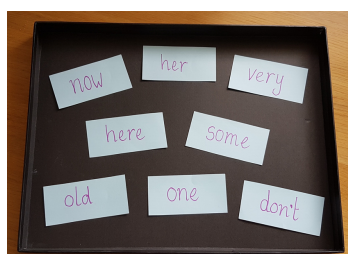
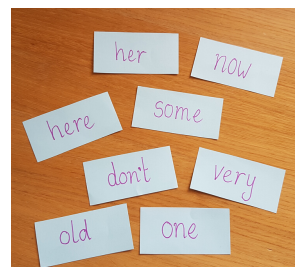


Kim's Game

This classic game is really flexible and great for rehearsing new sounds, high frequency words, spelling patterns, topic words, number bonds, etc.


You will need: A tea towel, card/paper/objects, pencil, a tray (optional)

- Write your focus words on separate pieces of paper/card - about 8 is a good number to start with.
- Read the words together. *Do any start with the same letter? Have the same number of letters? Are there any particularly tricky ones?*



- Lay the words out on the table or on a tray (the tray is not essential - but it helps to keep everything in one place!)
- Read the words again.

- Cover the tray with the tea towel and take away one of the words - make sure no-one can see which has been taken!



- Uncover the tray to reveal the cards - Talk about the cards that are left. *Can you work out which word is missing?*
- Reveal the missing card and replace it on the tray. Jumble up the cards to play again.

- Take it in turns to be the one who takes away the card - children love trying to catch the adults out in this game!
- As you become more confident try adding more words and/or taking two cards at a time.

- This game also works well with objects!

